
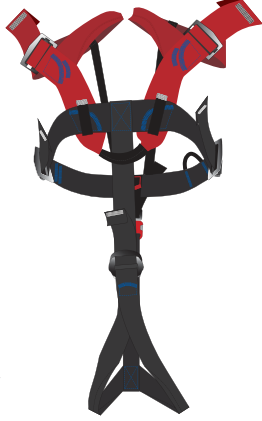
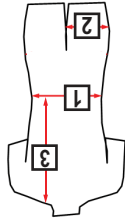


Reference	CIDKID0AU
Weight (+/-5g)	547 g
3 chest	26 à 42 cm
2 thigh	32 à 52 cm
1 waist	42 à 75 cm
Color	
Size	4 - 10 years old
Unique size	




CIDJAY KID

€ 0082

EN 12277 : 2015 - Type B

Adjustable full body harness for children 40kg or less, practicing adventure courses, mountaineering, and climbing.

1. IMPORTANT INFORMATION

Personal protection equipment (PPE), category 3: protects against risks that may cause very serious consequences such as death or irreversible damage to health (in compliance with the EU regulations 2016/425). Full body harness for adventure courses, mountaineering, and climbing, reserved for individual use.

The product must not be used beyond its predefined limits, or in any other situation than that for which it was designed. Warning, prolonged use of the harness may cause poor blood circulation in the legs.

Activities at heights, climbing, and mountaineering are dangerous activities and disregarding one of these warnings may cause serious injury and even death. CILA O cannot be held liable for your individual actions and decisions. You assume entire responsibility for the consequences of misusing this product—in any way, shape or form—as well as all incurring damage, injury, or death.

Before using this product, you must:

- Read and understand the instructions in this manual.
- Be trained on how to use the product.
- Be aware of your own capacity and personal limits.
- Estimate and accept the risks involved.

2. PRODUCT DESCRIPTION

The harness is comprised of the following components:

- an adjustable belt with 2 buckles,
- a buckle to adjust each each leg loop,
- a single tie-in point,
- an equipment holder,
- an elastic loop for the excess webbing on the belt and thighs,
- a rear buckle,
- an adjustable shoulder strap.

3. USAGE

The harness must only be used by competent and/or qualified people or by users placed under direct supervision of a competent and/or qualified person. The user must consider rescue operations if difficulties are encountered when using this product.

3.1. Before and after each use

Make sure the following is in good condition:

- Straps: free of rips, cuts, burns, bulges,
- Adjustment buckles: free of cracks, deformation, corrosion,
- Protective fabric on the tie-in point: absence of wear with visible strap, cuts, rips,
- Safety seams: free of loose threads and fraying,
- Legibility of the identification number.

If you are not sure of the safety of the product, it must immediately be removed from use and set aside until a competent person authorizes its reuse.

3.2. Fitting

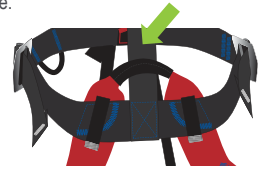
- Step in the harness so that the tie-in point is in front.
- Put the head through the neckline and buckle up the rear metal buckle.
- Adjust the waist belt and leg loops. Once the seat harness is tightened up, adjust the shoulder straps with the rear buckle.

The harness must be adjusted close to the body to prevent falling or injury.

- Carry out a suspension test in a safe place to make sure the harness is well-adapted to your body type, correctly adjusted and offers a sufficient level of comfort to use.

3.3. Tie-in

Only one tie-in point provided on this body harness (see illustration opposite). Figure-eight knot or CE carabiner tie-in. For adventure courses, fix the lanyard on the tie-in point following the instructions in the lanyard manufacturer's manual. Any other type of tie-in point is strictly prohibited.



3.4. During use

- Regularly make sure the adjustment buckles are sufficiently tight.
- Connectors needed for anchoring, belaying, climbing the rope, abseiling and rescue operations can be connected to the full body harness through the tie-in point. Never tie in through other points or accessories.

3.5 Compatibility

- Make sure other components connected to the full body harness are compatible with the applications you use them in and make sure that their safety functions are operational. For your safety, only use CE-certified equipment (ropes, carabiners, etc...).

4. PRODUCT VERIFICATION

In addition to the verifications before and after each use, the harness must undergo in-depth PPE inspection by a competent person in compliance with the regulations in application. This inspection must be performed at least every 12 months. It ensures the efficiency and resistance of the equipment to guarantee user safety. For PPE tracking, record each annual inspection using an inspection tracking sheet, available upon request, with the product manual. The legibility of markings and the tracking number must be inspected to ensure product traceability.

The EU declaration of conformity related to the product is available on : www.cilao.com

5. SERVICE LIFE

The full body harness' service life includes:

- **Storage time:** Maximum three years before the first use from its manufacturing date subject to proper storage conditions

- **Usage time:** Maximum ten years from the first usage date

The full body harness' maximum service life is 13 years from its manufacturing date.

WARNING: service life depends on storage conditions, frequency of use, environment, and method of use. Mechanical solicitations, friction, exposure to ultraviolet light, freezing temperatures and humidity—whether short-term or prolonged—may accelerate harness wear.



Three years from the purchase date for all manufacturing defects. This warranty does not cover abnormal use, modifications or changes, incorrect storage, poor maintenance, and applications not designed for this harness.

11. MARKINGS

CILA O
 CIDJAY KID
 100% made in EU
 Type B
 CE
 0082
 0001
 m/yyyy
 4ans - 10ans
 40kg maxi
 EN 12 277
 : technical reference document
 : user's maximum weight
 : size (see table page 1)
 : individual manufacturing number (ID)
 : fabrication date (month / year)
 : read the manual carefully for use
 : number of the notified body tracking the manufacturing process
 : compliant with European regulation - EU 2016/425

9. MODIFICATION/REPAIRS
 Modifications and repairs are strictly prohibited except when performed by CILA O production units (excluding appropriate spare parts).

10. WARRANTY
 This warranty does not cover abnormal use, modifications or changes, incorrect storage, poor maintenance, and applications not designed for this harness.

8. MAINTENANCE
 Clean your harness as needed by hand or machine-wash at a maximum temperature of 30°C without spin drying. Use neutral soap. Rinse and dry the harness in a well-ventilated area away from direct light and heat. Never use chemical products on the harness.

7. STORAGE
 Store the harness in a cool, dry, clean environment away from UV exposure, chemical substances, and direct heat. The harness must be dry before storage. Transport the harness in its packaging case.

6. RETIREMENT
 The harness must be retired ten years after its first usage date, regardless of its condition. The harness must also be retired in the following cases:

- Severe fall
- Damage to strap (edges, rips, burns), threads on safety seams (break), buckles (corrosion, sharp edge)
- Ignorance of the usage history of the harness
- Modification of regulations that make use obsolete
- Modification of regulations that make use obsolete
- Destruction of the retired harness to prevent later use.

The harness must be retired ten years after its first usage date, regardless of its condition. The harness must also be retired in the following cases:

- Severe fall
- Damage to strap (edges, rips, burns), threads on safety seams (break), buckles (corrosion, sharp edge)
- Ignorance of the usage history of the harness
- Modification of regulations that make use obsolete
- Destruction of the retired harness to prevent later use.

9. MODIFICATION/REPAIRS
 Modifications and repairs are strictly prohibited except when performed by CILA O production units (excluding appropriate spare parts).

10. WARRANTY
 This warranty does not cover abnormal use, modifications or changes, incorrect storage, poor maintenance, and applications not designed for this harness.

8. MAINTENANCE
 Clean your harness as needed by hand or machine-wash at a maximum temperature of 30°C without spin drying. Use neutral soap. Rinse and dry the harness in a well-ventilated area away from direct light and heat. Never use chemical products on the harness.

7. STORAGE
 Store the harness in a cool, dry, clean environment away from UV exposure, chemical substances, and direct heat. The harness must be dry before storage. Transport the harness in its packaging case.

6. RETIREMENT
 The harness must be retired ten years after its first usage date, regardless of its condition. The harness must also be retired in the following cases:

- Severe fall
- Damage to strap (edges, rips, burns), threads on safety seams (break), buckles (corrosion, sharp edge)
- Ignorance of the usage history of the harness
- Modification of regulations that make use obsolete
- Destruction of the retired harness to prevent later use.

9. MODIFICATION/REPAIRS
 Modifications and repairs are strictly prohibited except when performed by CILA O production units (excluding appropriate spare parts).

10. WARRANTY
 This warranty does not cover abnormal use, modifications or changes, incorrect storage, poor maintenance, and applications not designed for this harness.

8. MAINTENANCE
 Clean your harness as needed by hand or machine-wash at a maximum temperature of 30°C without spin drying. Use neutral soap. Rinse and dry the harness in a well-ventilated area away from direct light and heat. Never use chemical products on the harness.

7. STORAGE
 Store the harness in a cool, dry, clean environment away from UV exposure, chemical substances, and direct heat. The harness must be dry before storage. Transport the harness in its packaging case.

6. RETIREMENT
 The harness must be retired ten years after its first usage date, regardless of its condition. The harness must also be retired in the following cases:

- Severe fall
- Damage to strap (edges, rips, burns), threads on safety seams (break), buckles (corrosion, sharp edge)
- Ignorance of the usage history of the harness
- Modification of regulations that make use obsolete
- Destruction of the retired harness to prevent later use.

9. MODIFICATION/REPAIRS
 Modifications and repairs are strictly prohibited except when performed by CILA O production units (excluding appropriate spare parts).

10. WARRANTY
 This warranty does not cover abnormal use, modifications or changes, incorrect storage, poor maintenance, and applications not designed for this harness.

8. MAINTENANCE
 Clean your harness as needed by hand or machine-wash at a maximum temperature of 30°C without spin drying. Use neutral soap. Rinse and dry the harness in a well-ventilated area away from direct light and heat. Never use chemical products on the harness.

7. STORAGE
 Store the harness in a cool, dry, clean environment away from UV exposure, chemical substances, and direct heat. The harness must be dry before storage. Transport the harness in its packaging case.

6. RETIREMENT
 The harness must be retired ten years after its first usage date, regardless of its condition. The harness must also be retired in the following cases: